



AGENDA

METROPOLITAN BOARD OF PUBLIC EDUCATION

2601 Bransford Avenue, Nashville, TN 37204

Regular Meeting – October 17, 2017 – 5:00 p.m.

Anna Shepherd, Chair

TIME

5:00

I. CONVENE and ACTION

- A. Establish Quorum
- B. Pledge of Allegiance
- C. 30 Seconds in My District...

5:05

II. AWARDS AND RECOGNITIONS - OUR PEOPLE

- A. Teachers Helping Teachers
- B. Goodlettsville Elementary School

5:15

III. AND THE GOOD NEWS IS... - OUR ORGANIZATION

- A. Magnet School Grant Awards
- B. Student Ambassadors
 - a. Pearl-Cohn Entertainment Magnet High School
 - b. Overton High School

5:30

IV. PUBLIC PARTICIPATION - OUR COMMUNITY

The Board will hear from those persons who have requested to appear at this Board meeting. In the interest of time, interest of time, speakers are requested to limit remarks to three minutes or less. Comments will be timed.

- A. Laura Leonard - Bonus for ELL and other staff
- B. Angelica Cooks Lucas – Education
- C. Quasia Walker – Education
- D. Liza Ramage – Parent and Community Involvement

5:45

V. GOVERNANCE ISSUES- OUR ORGANIZATION

- A. Actions
 - 1. Consent
 - a. Recommended Award of Contract for General Construction for Hillsboro High School
 - b. Additions & Renovations – American Constructors, Inc. Recommended Approval of Change Order #1 for Eagle View Elementary School – Orion Building Corporation
 - c. Recommended Approval of Supplement #1 for Program Management Services – Heery International, Inc.
 - d. Recommended Approval of Supplement #2 for Martin Luther King, Jr. Magnet High School Additions & Renovations Phase II – Bauer Askew Architecture, PLLC
 - e. Recommended Approval of Supplement #2 for McMurray Middle School Additions & Renovations – HMK Architects, PLLC

- f. Recommended Approval of Supplement #2 for Overton High School Additions & Renovations – TM Partners, PLLC
- g. Awarding of Purchases and Contracts
 - (1) Analyze-Ed
 - (2) BrightBytes, Inc.
 - (3) Dearborn National (2)
 - (4) Dell Marketing, LLC
 - (5) Education Networks of America, LLC (ENA)
 - (6) Lakeshore Learning Materials
 - (7) Neely Coble Company, Inc.
- h. 2018-19 District Calendar
- i. Legal Settlement (\$6,936.00)

5:55

VI. REPORTS – OUR ORGANIZATION

- A. Director's Report
 - 1. MAP-R/End of Course Results
 - 2. Parent Advisory Council
- B. Committee Reports
 - 1. Teaching and Learning
- C. Board Chairman's Report
 - 1. Chair Report
 - 2. Announcements

7:00

VII. ADJOURNMENT

GOVERNANCE ISSUES

A. ACTIONS

1. CONSENT

a. RECOMMENDED AWARD OF CONTRACT FOR GENERAL CONSTRUCTION FOR HILLSBORO HIGH SCHOOL ADDITIONS & RENOVATIONS – AMERICAN CONSTRUCTORS, INC.

Bid Date: August 17, 2017

Bid Time: 3:30 PM

Architect: ARTifice, LLC

Bidder:	Base Bid:
American Constructors, Inc.	\$88,798,000
Messer Construction Company	\$92,000,000

Projects recently successfully completed:

- Martin Luther King, Jr. Academic Magnet High School
- Overton High School

Note: Due to value engineering and cost reduction efforts with the low bidder (American Constructors, Inc.), we are recommending the contract amount to be \$76,597,000.

It is recommended that this contract be approved.

Legality approved by Metro Department of Law.

FUNDING: 45017.80405417

DATE: October 17, 2017

b. RECOMMENDED APPROVAL OF CHANGE ORDER #1 FOR EAGLE VIEW ELEMENTARY SCHOOL – ORION BUILDING CORPORATION

We are requesting approval to make the following changes to this contract:

1. Adjustment to contract for Miscellaneous Code Changes	\$160,262
2. Adjustment to contract for ADA Sidewalks	15,130
3. Adjustment to contract for Sidewalks in rear of building	47,345
4. Adjustment to contract for Addition of Crosswalk and Street Signage	<u>11,263</u>
Total	\$234,000

It is recommended that this change order be approved.

Legality approved by Metro Department of Law.

FUNDING: 45016.80406616

DATE: October 17, 2017

GOVERNANCE ISSUES

A. ACTIONS

1. CONSENT

c. RECOMMENDED APPROVAL OF SUPPLEMENT #1 FOR PROGRAM MANAGEMENT SERVICES – HEERY INTERNATIONAL, INC.

We are requesting approval to amend this professional services contract with Heery International, Inc. to extend the term by one year and increase the contract amount by \$1,583,376 for staff augmentation services.

It is recommended that this supplement be approved.

Legality approved by Metro Department of Law.

FUNDING: Various funds used depending on project

DATE: October 17, 2017

d. RECOMMENDED APPROVAL OF SUPPLEMENT #2 FOR MARTIN LUTHER KING, JR. MAGNET HIGH SCHOOL ADDITIONS & RENOVATIONS PHASE II – BAUER ASKEW ARCHITETURE, PLLC

We are requesting approval to make the following changes to this contract:

- | | | |
|---|-------|----------|
| 1. Adjustment to contract for the Auditorium Design | Total | \$21,120 |
|---|-------|----------|

It is recommended that this supplement be approved.

Legality approved by Metro Department of Law.

FUNDING: 45016.80404416

DATE: October 17, 2017

e. RECOMMENDED APPROVAL OF SUPPLEMENT #2 FOR MCMURRAY MIDDLE SCHOOL ADDITIONS & RENOVATIONS – HMK ARCHITECTS, PLLC

We are requesting approval to make the following changes to this contract:

- | | |
|---|---------------|
| 1. Re-design request for revisions in the Administration area | \$ 5,680 |
| 2. Re-design of Elevator pit for Elevator replacement | 4,340 |
| 3. Re-design request for Science classrooms | <u>25,200</u> |
| Total | \$35,220 |

It is recommended that this supplement be approved.

Legality approved by Metro Department of Law.

FUNDING: 80404017

DATE: October 17, 2017

GOVERNANCE ISSUES

A. ACTIONS

1. CONSENT

f. RECOMMENDED APPROVAL OF SUPPLEMENT #2 FOR OVERTON HIGH SCHOOL
ADDITIONS & RENOVATIONS – TM PARTNERS, PLLC

We are requesting approval to make the following changes to this contract:

1.	Adjustment to contract for change in Fixed Limit Construction Cost	\$276,109.00
2.	Adjustment to contract for Gym Bleachers	3,890.31
3.	Adjustment to contract for Training Room & Mezzanine Revisions	7,375.37
4.	Adjustment to contract for Auditorium Design	<u>18,720.00</u>
	Total	\$306,094.68

It is recommended that this supplement be approved.

Legality approved by Metro Department of Law.

FUNDING: 45016.80406816

DATE: October 17, 2017

GOVERNANCE ISSUES

A. ACTIONS

1. CONSENT

g. AWARDING OF PURCHASES AND CONTRACTS

VENDOR: Analyze-Ed

SERVICE/GOODS: Amendment to contract to provide ACT prep for students, adding availability of the service to the balance of MNPS schools. Originally a federally funded program for Maplewood and Whites Creek High Schools, now locally funded for all MNPS schools.

TERM: October 18, 2017 through October 17, 2018

FOR WHOM: All MNPS Schools

COMPENSATION: This amendment is for \$100,000.
Total compensation under this contract is not to exceed \$120,000.

OVERSIGHT: School Improvement

EVALUATION: Quality of services provided

MBPE CONTRACT NUMBER: 2-777548-00A1

SOURCE OF FUNDS: Operating Budget

GOVERNANCE ISSUES

A. ACTIONS

1. CONSENT

g. AWARDING OF PURCHASES AND CONTRACTS

VENDOR: BrightBytes, Inc.

SERVICE/GOODS: First Amendment to the contract for hosted software using 5 to 15-minute, age specific, questionnaires and surveys to measure the impact of technology on students and teachers. Additionally, it provides areas of opportunity, success, and actionable next steps for improvement. This Amendment adds the "Learning Outcomes" module which provides data on the impact of tools and apps on student outcomes. Finally, the Amendment adds the "Digital Privacy, Safety, and Security" module.

TERM: This Amendment extends the contract term three (3) additional months for a new contract term of March 30, 2016 through June 30, 2019.

FOR WHOM All MNPS Students and Teachers

COMPENSATION: Cost for the "Learning Outcome" module and the "Digital Privacy, Safety, and Security" module is \$72,625 annually.

This Amendment increases total compensation under the contract by \$161,613.

Total compensation under this contract is not to exceed \$525,250.

OVERSIGHT: Instructional Technology

EVALUATION: Accuracy and usefulness of feedback provided by the program

MBPE CONTRACT NUMBER 2-246617-00A1

SOURCE OF FUNDS: Operating Budget

GOVERNANCE ISSUES

A. ACTIONS

1. CONSENT

g. AWARDING OF PURCHASES AND CONTRACTS

VENDOR: Dearborn National

SERVICE/GOODS: Bridging contract for life and accidental death and dismemberment (AD&D) insurance. Awarded through RFP 12-10.

TERM: January 1, 2018 through December 31, 2018

FOR WHOM: Certificated Employees

COMPENSATION: See rate table below:

Coverage– Class 1-2	Current Rate per \$1,000
Basic Life	\$0.075
Basic AD&D	\$0.02
Supplemental Life Spouse	\$0.20
Supplemental Life Children	\$0.10
Supplemental Life Employee	
Less than 30 years of age	\$0.05
30-34 years of age	\$0.06
35-39 years of age	\$0.07
40-44 years of age	\$0.08
45-49 years of age	\$0.11
50-54 years of age	\$0.17
55-59 years of age	\$0.33
60-64 years of age	\$0.50
65-69 years of age	\$0.96
70+ years of age	\$1.56

Total compensation for this contract shall not exceed \$2,000,000.

OVERSIGHT: Employee Benefits

EVALUATION: Contractor's performance will be based on the successful completion of services as outlined in MNPS Request for Proposal, contractor's proposal, and performance guarantees.

MBPE CONTRACT NUMBER: 2-00371-03

SOURCE OF FUNDS: Insurance Trust Fund

GOVERNANCE ISSUES

A. ACTIONS

1. CONSENT

g. AWARDING OF PURCHASES AND CONTRACTS

VENDOR: Dearborn National

SERVICE/GOODS: Bridging contract for short-term (VSTD) and long-term (VLTD) disability insurance. Awarded through RFP 12-9.

TERM: January 1, 2018 through December 31, 2018.

FOR WHOM: Certificated Employees

COMPENSATION: See rate table below:

Coverage– Class 1-2	Current Rate (per \$10)
VSTD (Short Term)	
Less than 25	\$0.333
25-29	\$0.333
30-34	\$0.360
35-39	\$0.306
40-44	\$0.279
45-49	\$0.234
50-54	\$0.234
55-59	\$0.270
60-64	\$0.342
65-69	\$0.414
70+	\$0.423
VLTD (Long Term)	Current Rate (per \$100)
Less than 25	\$0.103
25-29	\$0.103
30-34	\$0.103
35-39	\$0.150
40-44	\$0.232
45-49	\$0.386
50+	\$0.670

Total compensation for this contract shall not exceed \$2,000,000.

OVERSIGHT: Employee Benefits

EVALUATION: Contractor's performance will be based on the successful completion of services as outlined in MNPS Request for Proposal, contractor's proposal, and performance guarantees.

MBPE CONTRACT NUMBER: 2-00371-02

SOURCE OF FUNDS: Insurance Trust Fund

GOVERNANCE ISSUES

A. ACTIONS

1. CONSENT

g. AWARDING OF PURCHASES AND CONTRACTS

VENDOR: Dell Marketing LLC.

SERVICE/GOODS: Purchase of technology equipment necessary to implement Waterford and Imagine Learning solutions. This purchase, referencing the Dell quote numbered 3000017790335.1, piggybacks the Metro Government contract with Dell Marketing LLC.

TERM: October 18, 2017 through October 17, 2018

FOR WHOM: All MNPS Schools

COMPENSATION: Total purchase is not to exceed \$149,583.

OVERSIGHT: Technology and Information Services

EVALUATION: Quality of products and timeliness of delivery

MBPE CONTRACT NUMBER: Metro contract #355070

SOURCE OF FUNDS: Preschool Development Grant-Expansion

g. AWARDING OF PURCHASES AND CONTRACTS

VENDOR: Education Networks of America, LLC (ENA)

SERVICE/GOODS: First Amendment to add ENA NetDefender. ENA NetDefender is an on-demand, DDoS mitigation service that functions 24/7/365 to prevent network attacks and scrubs MNPS incoming traffic for removal of malicious attacks while continuing to deliver desired traffic to MNPS's IP address ranges.

TERM: July 1, 2016 through June 30, 2021

FOR WHOM All MNPS

COMPENSATION: NetDefender cost: \$2.00 per Mbps
This Amendment increases total compensation under the contract by \$850,000.
Total compensation under this contract is not to exceed \$30,850,000.

OVERSIGHT: Technology and Information Services

EVALUATION: Based on NetDefender service deliverables

MBPE CONTRACT NUMBER: 2-225071-08A1

SOURCE OF FUNDS: Operation Budget

GOVERNANCE ISSUES

A. ACTIONS

1. CONSENT

g. AWARDING OF PURCHASES AND CONTRACTS

VENDOR: Lakeshore Learning Materials

SERVICE/GOODS: Purchase for 98 Pre-K classrooms. This purchase piggybacks a Buy Board contract.

TERM: October 18, 2017 through October 17, 2018

FOR WHOM: 98 Pre-K classrooms

COMPENSATION: Total purchase is not to exceed \$527,348.50.

OVERSIGHT: Federal Programs & Grants Management

EVALUATION: Based on Lakeshore product and service deliverables

MBPE CONTRACT NUMBER: Buy Board 487-15

SOURCE OF FUNDS: Preschool Development Grant-Expansion

g. AWARDING OF PURCHASES AND CONTRACTS

VENDOR: Neely Coble Company, Inc.

SERVICE/GOODS: Purchase of one (1) 22-foot aluminum dry freight truck and one (1) 18-foot insulated aluminum truck. This contract is awarded from MNPS Invitation to Bid (ITB) number 18-2.

TERM: October 18, 2017 through June 30, 2018

FOR WHOM: Nutrition Services

COMPENSATION: Total compensation under this contract is not to exceed \$179,068.

OVERSIGHT: Nutrition Services

EVALUATION: Quality of products and timeliness of delivery

MBPE CONTRACT NUMBER: 2-653147-04

SOURCE OF FUNDS: Nutrition Services Fund

MNPS District Calendar 2018-19
NOT OFFICIAL - version 3

Revised 10/11/2017

JULY, 2018						
S	M	T	W	T	F	S
1	2	3	4	5	6	7
8	9	10	11	12	13	14
15	16	17	18	19	20	21
22	23	24	25	26	27	28
29	30	31				

AUGUST, 2018						
S	M	T	W	T	F	S
			1	2	3	4
5	6	7	8	9	10	11
12	13	14	15	16	17	18
19	20	21	22	23	24	25
26	27	28	29	30	31	








SEPTEMBER, 2018						
S	M	T	W	T	F	S
						1
2	3	4	5	6	7	8
9	10	11	12	13	14	15
16	17	18	19	20	21	22
23	24	25	26	27	28	29
30						

OCTOBER, 2018						
S	M	T	W	T	F	S
	1	2	3	4	5	6
7	8	9	10	11	12	13
14	15	16	17	18	19	20
21	22	23	24	25	26	27
28	29	30	31			

NOVEMBER, 2018						
S	M	T	W	T	F	S
				1	2	3
4	5	6	7	8	9	10
11	12	13	14	15	16	17
18	19	20	21	22	23	24
25	26	27	28	29	30	

DECEMBER, 2018						
S	M	T	W	T	F	S
						1
2	3	4	5	6	7	8
9	10	11	12	13	14	15
16	17	18	19	20	21	22
23	24	25	26	27	28	29
30	31					

- 7/11 Assistant Principals Report
 7/30-8/3 New Student Registration Week
 8/1 Teachers report for principal-faculty in-service
 8/2 Faculty planning/In-Service day
 8/3 District wide teacher in service for Pk-12
 8/6 Faculty planning/In-Service day
 8/7 **First full day for grades 1-12: half day for PreK and K**
 8/31 Teachers report for stockpiled PD day; students do not report
 9/3 **Labor Day Holiday**
 9/7 Progress Reports Issued
 10/5 First quarter ends
 10/8 **Second Quarter begins**
 10/12 Teachers report for stockpiled PD day; students do not report
 10/15-10/19 **Fall Break**
 10/23 Report cards issued
 11/6 **Parent conference day; students do not report**
 11/12 **Veterans Day Holiday**
 11/15 Progress Reports Issued
 11/21-11/23 **Thanksgiving Holidays**
 12/18-12/20 Half day for exams grades 9-12
 12/21 Half day for all students; end of 1st semester
 12/24-1/4 **Winter Holidays**
 1/7 Teachers report for stockpiled PD day; students do not report
 1/8 Third quarter begins
 1/9 Report cards issued
 1/21 **MLK Holiday**
 2/8 Progress Reports Issued
 2/18 Teachers report for stockpiled PD day; students do not report
 3/8 Third quarter ends
 3/8 Half day for all students/ Parent conferences in afternoon
 3/11-3/15 **Spring Break**
 3/18 Fourth quarter begins
 3/19 Report cards issued
 4/18 Progress Reports Issued
 4/19 **Spring Holiday**
 5/20-5/22 Half day for exams grades 9-12
 5/23 Last day for exams; half day for all students; end of school year
 5/24 Teachers report for principal-faculty in-service; last day for teachers
 6/3 Last day for assistant principals
 6 days built in for Inclement Weather
Potential snow make-up days: May 28, 29, 30, 31

Color Code	
	Teacher in-service days; students do not report
	Stockpiled PD Day; students do not report
	Students in school
	Students out of school
	Students out of school; administrative offices closed
	Half day for all students
	1/2 day for exams; 1/2 day stockpiled PD; grades 9-12 only

JANUARY, 2019						
S	M	T	W	T	F	S
		1	2	3	4	5
6	7	8	9	10	11	12
13	14	15	16	17	18	19
20	21	22	23	24	25	26
27	28	29	30	31		

FEBRUARY, 2019						
S	M	T	W	T	F	S
					1	2
3	4	5	6	7	8	9
10	11	12	13	14	15	16
17	18	19	20	21	22	23
24	25	26	27	28		

MARCH, 2019						
S	M	T	W	T	F	S
					1	2
3	4	5	6	7	8	9
10	11	12	13	14	15	16
17	18	19	20	21	22	23
24	25	26	27	28	29	30
31						

APRIL, 2019						
S	M	T	W	T	F	S
	1	2	3	4	5	6
7	8	9	10	11	12	13
14	15	16	17	18	19	20
21	22	23	24	25	26	27
28	29	30				

MAY, 2019						
S	M	T	W	T	F	S
			1	2	3	4
5	6	7	8	9	10	11
12	13	14	15	16	17	18
19	20	21	22	23	24	25
26	27	28	29	30	31	

JUNE, 2019						
S	M	T	W	T	F	S
						1
2	3	4	5	6	7	8
9	10	11	12	13	14	15
16	17	18	19	20	21	22
23	24	25	26	27	28	29
30						

TENTATIVE - 10/11/2017

MNPS Measures of Academic Progress (MAP) Fall Results

October 17, 2017



METRO
NASHVILLE
PUBLIC
SCHOOLS

Northwest Evaluation Association (NWEA) MAP Assessment

- ❖ MAP-Reading has been administered in grades 2-8 three times – Winter and Spring of 2016-17 and Fall of 2017-18
- ❖ MAP-Math was administered in grades 2-8 this Fall for the first time
- ❖ Student achievement and growth are reported relative to a national sample (“Median NP” in the first table of results)
- ❖ Reading scores improved this Fall after a Spring decline
- ❖ Fall Reading scores exceeded Math scores

MNPS Median National Percentile (NP) and Percent of Students in Quintiles 3-5: Reading

Grade Level	Number Tested			Median NP			Quintiles 3-5		
	Winter 2016-17	Spring 2016-17	Fall 2017-18	Winter 2016-17	Spring 2016-17	Fall 2017-18	Winter 2016-17	Spring 2016-17	Fall 2017-18
2	6,066	6,034	6,060	39	38	44	49.4%	46.5%	52.5%
3	6,574	6,500	5,940	43	38	36	52.8%	49.1%	47.7%
4	6,606	6,426	6,399	43	37	41	53.4%	46.5%	50.7%
5	4,338	4,049	4,564	40	32	39	49.1%	42.9%	49.1%
6	4,221	3,753	4,339	39	32	38	47.6%	41.4%	47.5%
7	4,135	3,641	4,138	42	37	42	51.7%	46.9%	50.9%
8	4,161	3,565	4,073	45	40	45	53.9%	49.1%	54.1%
2-8	36,101	33,968	35,513	42	37	41	51.3%	46.3%	50.3%

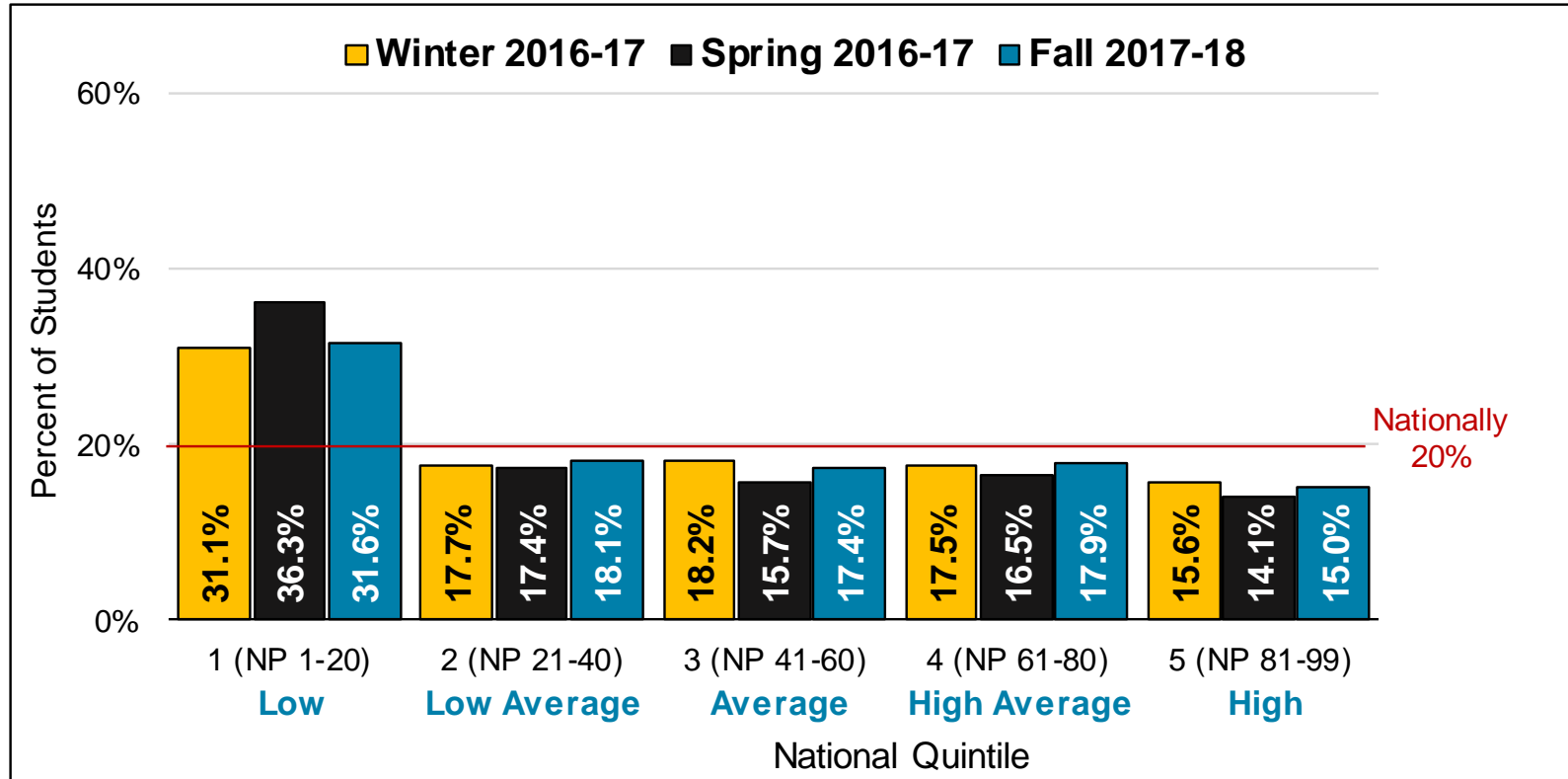
Note: The Median National Percentile (NP) shows the percentage of students nationally that score below the typical MNPS student at each grade. The national average is 50. Nationally 60% of students score in quintiles 3-5, the average to above average range of achievement.

MNPS Median National Percentile (NP) and Percent of Students in Quintiles 3-5: Mathematics

Grade Level	Number Tested	Median NP	Quintiles 3-5
2	6,049	43	51.1%
3	5,960	33	43.2%
4	6,450	32	41.8%
5	4,598	31	40.1%
6	4,381	25	34.4%
7	4,108	28	38.6%
8	4,113	37	47.4%
2-8	35,659	33	42.8%

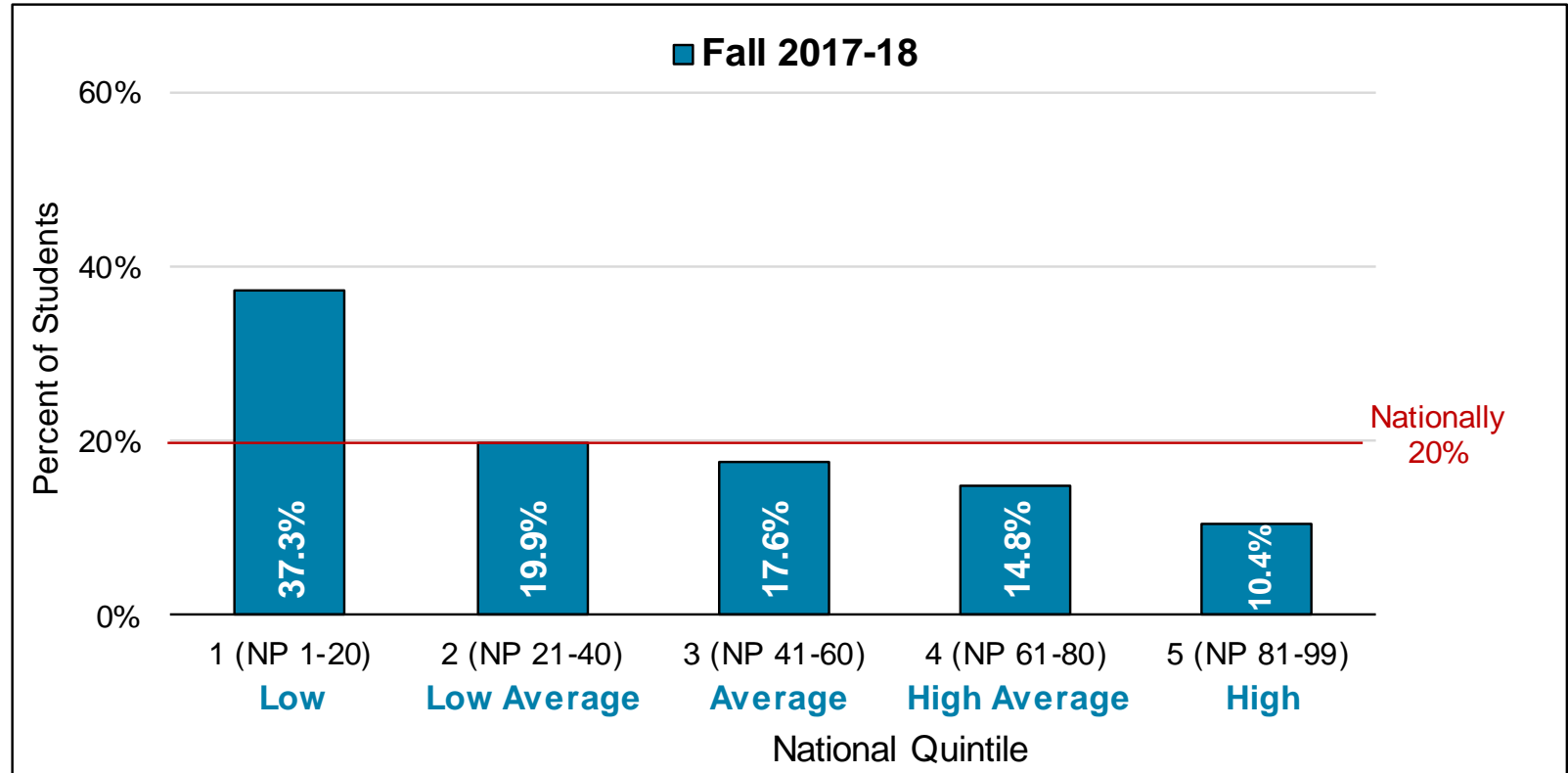
Note: The Median National Percentile (NP) shows the percentage of students nationally that score below the typical MNPS student at each grade. The national average is 50. Nationally 60% of students score in quintiles 3-5, the average to above average range of achievement.

Percent of MNPS Students in Grades 2-8 by National Quintile: Reading



Note: Nationally 20 percent of students score in each quintile.

Percent of MNPS Students in Grades 2-8 by National Quintile: Mathematics



Note: Nationally 20 percent of students score in each quintile.

Percent of MNPS Students At or Above Average Range (National Quintiles 3-5) by Subgroup: Reading

Subgroup	Winter 2016-17			Spring 2016-17			Fall 2017-18		
	Number Tested	Median NP	Quintiles 3-5	Number Tested	Median NP	Quintiles 3-5	Number Tested	Median NP	Quintiles 3-5
All Students	36,101	42	51.3%	33,968	37	46.3%	35,513	41	50.3%
Asian	1,574	55	60.9%	1,515	50	57.8%	1,508	54	60.3%
Black	14,327	33	43.1%	13,150	27	37.5%	13,800	33	42.7%
Hawaiian/Pacific Islander	33	46	57.6%	29	32	48.3%	30	52	60.0%
Hispanic	8,295	30	39.4%	8,068	24	33.4%	8,386	28	37.2%
Native American	47	40	48.9%	45	37	46.7%	43	43	53.5%
White	11,175	63	69.0%	10,547	60	65.2%	10,982	62	67.9%
Multi-ethnic	650	48	56.3%	614	46	53.4%	764	51	60.1%
Econ Disadvantaged (ED)	18,056	28	37.6%	16,902	23	32.3%	14,307	26	35.0%
Non-ED	18,034	58	65.1%	17,049	53	60.5%	21,187	53	60.7%
English Learners (EL)	6,372	12	17.8%	6,358	9	15.1%	6,064	10	12.9%
Non-EL	29,718	49	58.5%	27,593	45	53.5%	29,430	49	58.0%
Students with Disabilities (SWD)	4,100	6	17.4%	3,843	5	15.2%	4,227	7	17.8%
Non-SWD	31,990	46	55.6%	30,125	41	50.3%	31,267	46	54.7%

Note: Nationally the median NP is 50 and 60 percent of students score in quintiles 3-5.

Percent of MNPS Students At or Above Average Range (National Quintiles 3-5) by Subgroup: Mathematics

Subgroup	Fall 2017-18		
	Number Tested	Median NP	Quintiles 3-5
All Students	35,659	33	42.8%
Asian	1,492	50	58.8%
Black	13,886	24	32.0%
Hawaiian/Pacific Islander	31	42	54.8%
Hispanic	8,433	24	32.1%
Native American	43	25	41.9%
White	11,007	53	61.8%
Multi-ethnic	767	41	50.8%
Econ Disadvantaged (ED)	14,385	20	27.6%
Non-ED	21,258	44	53.1%
English Learners (EL)	6,169	9	13.6%
Non-EL	29,474	39	48.9%
Students with Disabilities (SWD)	4,234	5	14.9%
Non-SWD	31,409	37	46.5%

Note: Nationally the median NP is 50 and 60 percent of students score in quintiles 3-5.

Next Steps

- ❖ We will conduct the next round of MAP training in one week at our Curriculum & Instruction Update meetings
- ❖ We will conduct MAP training and introduce MAP KPIs at our Administrators & Supervisors meeting in two weeks
- ❖ We will soon correlate MAP and TNReady scores to help educators predict student performance on state assessments

Questions?